

CASH MANAGEMENT

COMPANY PROFILE

ESTABLISHED

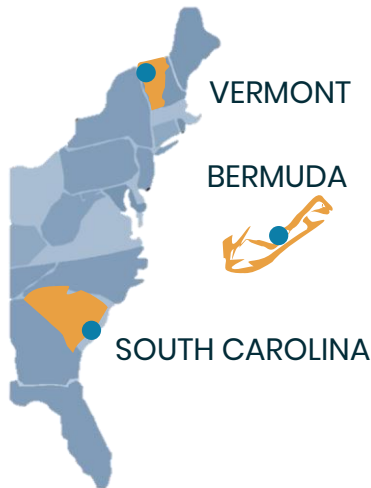
1992 

 **100%**
EMPLOYEE OWNED

CAPTIVE AUM & ADVISEMENT[†]

\$4.52 BLN 

OFFICES



STRATEGY OVERVIEW

THIS IS AN ACTIVELY MANAGED STRATEGY THAT SEEKS LONG-TERM CAPITAL APPRECIATION, INCOME GENERATION AND DAILY LIQUIDITY BY INVESTING IN VARYING SHORT-TERM, LOW-RISK FIXED INCOME SECURITIES (U.S. TREASURIES/AGENCIES, COMMERCIAL PAPER, STRUCTURED PRODUCTS AND OVERNIGHT DEPOSITS). PORTFOLIOS IN THIS STRATEGY TYPICALLY HAVE AN AVERAGE CREDIT QUALITY RATING OF A-1 AND ARE MEASURED AGAINST THE BOFA MERRILL LYNCH 0-3 MONTH U.S. TREASURY BILL INDEX.

SUMMARY STATISTICS

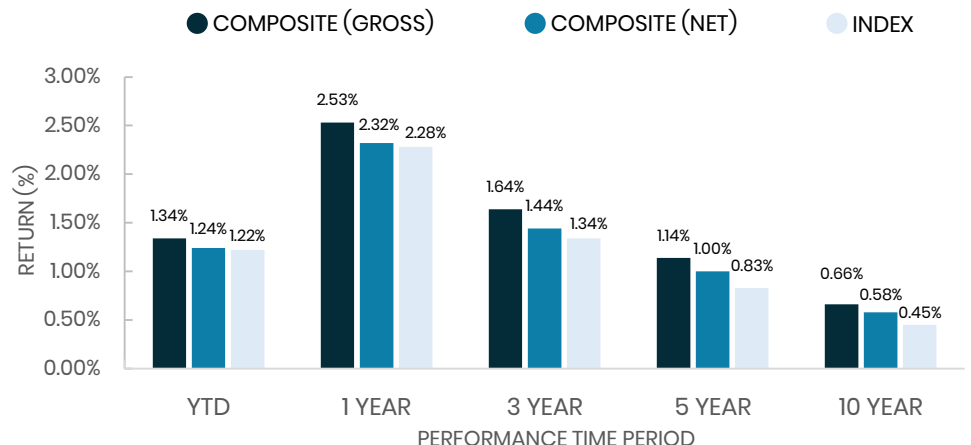
	REP ACCT ¹	INDEX ²
CREDIT QUALITY	A-1	AAA
YIELD TO MATURITY	2.52%	2.05%
WEIGHTED AVERAGE MATURITY	25 DAYS	58 DAYS

SECTOR ALLOCATION	REP ACCT ¹	INDEX ²
U.S. GOVT & AGENCY	0.0%	100.0%
MUNICIPAL/VRDN	0.0%	0.0%
COMMERCIAL PAPER	66.3%	0.0%
STRUCTURED PRODUCT ³	24.0%	0.0%
CASH & OVERNIGHT DEPOSITS	9.7%	0.0%
TOTAL	100.0%	100.0%

DAYS TO MATURITY	REP ACCT ¹
CASH	0.0%
1 TO 30 DAYS	69.4%
31 TO 60 DAYS	18.9%
61 TO 180 DAYS	11.7%
181+ DAYS	0.0%
TOTAL	100.0%

¹ REPRESENTS THE PORTFOLIO STATISTICS OF A CASH/MONEY MARKET PORTFOLIO THAT IS CONSISTENT WITH OUR GENERAL APPROACH TO MANAGING CASH/MONEY MARKET PORTFOLIOS. ² BOFA MERRILL LYNCH 0-3 MONTH US T-BILL. ³ STRUCTURED PRODUCT INCLUDES ASSET-BACKED SECURITIES (ABS).

PERFORMANCE




REPRESENTS PERFORMANCE OF THE PERFORMA CASH MANAGEMENT COMPOSITE. VALUATIONS ARE COMPUTED AND PERFORMANCE IS REPORTED IN US DOLLARS FOR THIS COMPOSITE. ALL RETURNS INCLUDE THE REINVESTMENT OF INCOME AND DIVIDENDS. GROSS PERFORMANCE RESULTS HAVE BEEN REDUCED BY TRADING EXPENSES, BUT DO NOT REFLECT THE DEDUCTION OF MANAGEMENT FEES. NET-OF-FEES RETURNS ARE FURTHER REDUCED BY ACTUAL MANAGEMENT FEES, WHEN AVAILABLE. WHEN ACTUAL MANAGEMENT FEES ARE NOT AVAILABLE FOR CERTAIN ACCOUNTS, A MODEL FEE THAT REFLECTS THE ACTUAL FEE SCHEDULE APPLICABLE TO THE ACCOUNT IS APPLIED. PAST PERFORMANCE IS NO GUARANTEE OF FUTURE RESULTS. THIS COMPOSITE IS MEASURED AGAINST THE BOFA MERRILL LYNCH 0-3 MONTH US T-BILL INDEX. RETURNS GREATER THAN 1 YEAR HAVE BEEN ANNUALIZED. INDEX DATA SOURCE IS STP INVESTMENT SERVICES, INC.

CONTACT US

 **JOHN JAMES**
HEAD OF BUSINESS DEVELOPMENT
802 540 1752
JJAMES@PERFORMAUSA.COM

 **SANDI PRESCOTT**
HEAD OF CLIENT SERVICE
802 540 1791
SPRESCOTT@PERFORMAUSA.COM

 **WARREN MILLER**
CLIENT RELATIONSHIP MANAGER
843 952 7204
WMILLER@PERFORMAUSA.COM

[†]CAPTIVE ASSETS UNDER MANAGEMENT AND ADVISEMENT. ASSET DATA INCLUDES ESTIMATES PROVIDED BY 3RD PARTY SOURCES THAT ARE SUBJECT TO CHANGE. PERFORMA WILL REPORT FINAL RECONCILED ASSETS UPON REQUEST.